



Ocoee HS

Media Center Collection Development Plan 2023-24

Lisa Karcinski

Lisa Karcinski (Sep 21, 2023 07:15 EDT)

Lisa Karcinski
Principal

Cindy Gooseman

Cindy Gooseman
Certified Educational Media Specialist

Table of Contents

Table of Contents	2
Executive Summary	3
District Strategic Plan 2025	3
School Collection Development Plan	3
School Assessment Analysis	4
Collection Analysis	5
Collection Analysis by Category	5
Notes	6
Representation Analysis	7
Results	7
Strategic Focus	8
Budget and Purchasing Plan	9
Annual Budget 2023-2024	9
Purchasing Plan 2023-2024	9
Year-to-Year Collection Change	10

Executive Summary

District Strategic Plan 2025

Orange County Public Schools is the eighth-largest school district in the United States and the fourth largest in Florida. The district serves more than 206,000 students at 202 schools and is one of the largest employers in Central Florida with more than 25,000 team members.

Vision: To ensure every student has a promising and successful future.

Mission: With the support of families and the community, we create enriching and diverse pathways to lead our students to success.

School Collection Development Plan

Ocoee HS serves 2582 students enrolled in grades ninth through twelfth. The student population's ethnicity is made up of 28% Hispanic and 72% Non-Hispanic students. Additionally, we serve a diverse population made up of 39% White, 53% Black, 1% Native, 4% Asian, 1% Pacific, and 2% Multicultural students.

The administration includes Principal Lisa Karcinski and Assistant Principal Thomas O'Brien. Ocoee HS is proud to offer the many special programs which provide students with opportunities. These include Battle of the Books, Student Council, National Honor Society, Athletic Teams, Tutoring, Chorus, Band, Principal Council, PreK, ESE Unit, Yearbook, Performing Arts and more.

A thorough analysis of the current media center collection at Ocoee HS indicates that the average age of the collection is 2003 and the number of books per student is 6. The [American Association for School Libraries](#) has established a criteria for highly effective media centers that includes a ratio of 15-20 books available per student in the collection. At this time, Ocoee HS does **not meet** the recommended standards for the number of books per student.

The analysis of the collection also revealed the following areas of strengths and concerns:

- In addition to the physical media center collection, the district provides almost 5,000 eBooks, audiobooks and digital magazines.
- The average publication date of 2003 is acceptable but needs to be improved.
- This collection is in need of more popular fiction, biography and non-fiction books like history & geography, social sciences, arts and recreation, animal care, that interest students.
- The collection needs to be updated with books that are missing from a series of fiction and graphic novels.
- Weeding will focus on nonfiction DVDs, non-fiction religion, non-fiction literature, non-fiction new media, journalism & publishing, and non-fiction customs, etiquette & folklore.
- Purchases will focus on animal care, professional library, popular fiction, biography, arts and recreation, and social sciences.

School Assessment Analysis

The school analysis provides an overview of the school's assessment data for the previous two school years.

Proficiency Data							
Assessment	2021-22	Assessment	2022-23	Assessment	2021-22	Assessment	2022-23
FSA ELA* Grade 9	40%	FAST ELA Proficiency Grade 9	43%	FSA ELA* Grade 10	39%	FAST ELA Proficiency Grade 10	39%
FSA Algebra 1 EOC	41%	BEST Algebra 1 EOC	22%	FSA Geometry EOC	31%	BEST Geometry EOC	35%
Biology EOC	64%	Biology EOC	52%	U.S. History EOC	76%	U.S. History EOC	74%

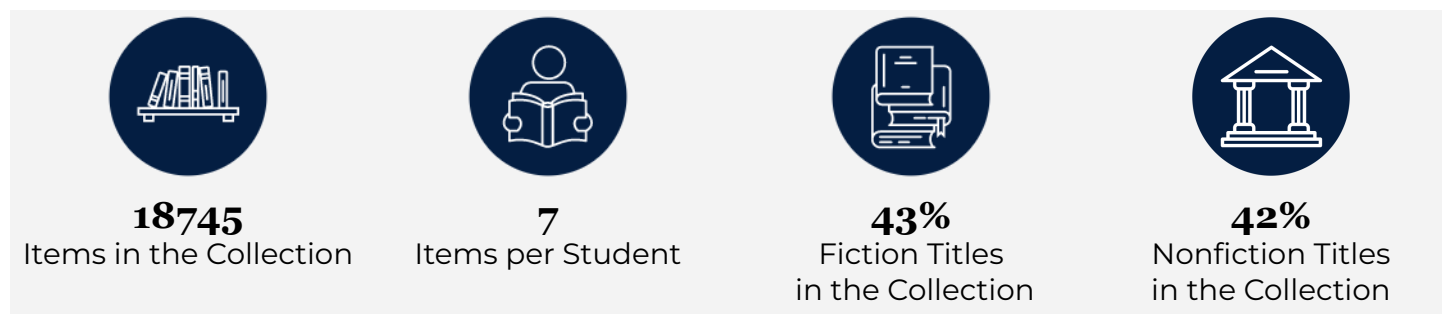
Comparison between 2021-22 and 2022-23 Testing Data

(adapted from <https://www.fldoe.org/accountability/assessments/k-12-student-assessment/results/2023.stml>)

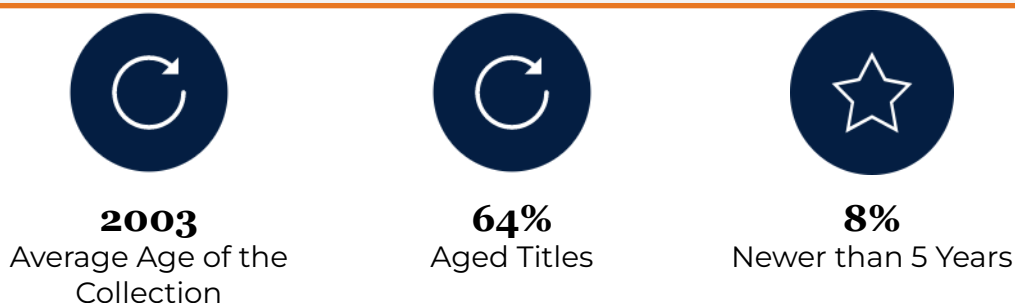
In 2023, the state transitioned from Florida Standards Assessments (FSA) to Florida Assessment of Student Thinking (FAST) for English Language Arts (ELA) and Mathematics. The 2022-23 for FAST and Benchmarks for Excellent Student Thinking (B.E.S.T.) End-of-Course (EOC) assessments are based on **provisional** achievement level cuts that are linked to each assessment's respective 2021-22 reporting scale. Comparisons should not be made between the 2023 data and previous years' data.

Collection Analysis

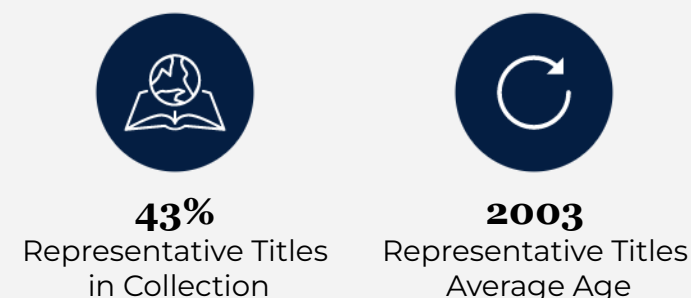
The collection is developed for and influenced by students, their interests, academic needs and alignment to the curriculum. The data below is a snapshot of the collection based on a Titlewise Analysis from July 2023. Purchasing or weeding after that time is not reflected in this data.



Library media resources are curated to include both recently published works and classics that both rightfully impact the average age of the collection.



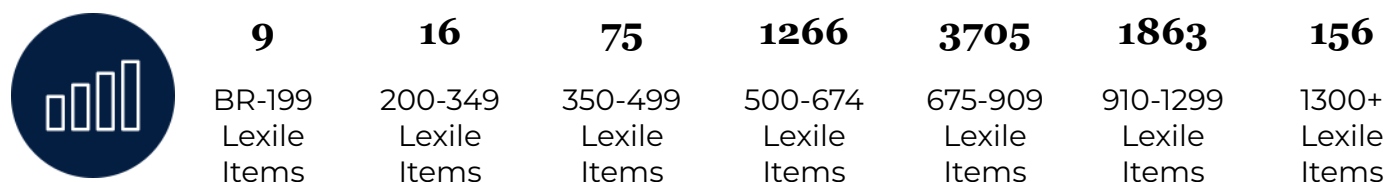
Library media resources should be representative of the school. A commitment to representative literature is reflective of **OCPS values such as equity, inclusion, and respect.**



Social-Emotional Learning (SEL) library media resources can contribute to the **development of character and social-emotional skills**, one of the OCPS's key performance indicators.



Library media resources are distributed across the ***Lexile reading level ranges*** noted below.



Collection Analysis by Category

The information collected in this section provides a detailed look at the current library collection by classification and genre. The information was gathered from Follett Destiny, the library management system, and Titlewave, the vendor's ordering and analysis tool.

Section	# of Titles	Average Age
Computer Science, Information & General Works	43	2002
Philosophy & Psychology	184	2003
Religion	172	2000
Social Sciences	1061	2004
Language	518	2009
Science	281	2004
Technology	550	2005
Arts & Recreation	645	2002
Literature	3038	1992
History & Geography	1387	2004
Biography	874	2003
Easy	40	1999
General Fiction	8024	2006
Graphic Novels	799	2008

Notes

- Update Easy books for students who read on that level
- Update Graphic Novels with books missing from series

Representation Analysis

Enrollment & Demographic Data					
2582 2023-24 Student Enrollment as of September 7, 2023	Subgroups		Federal Ethnicity		
	17% ELL	9% ESE	28% Hispanic	72% Non-Hispanic	
Federal Race Category					
39% White	53% Black	1% Native	4% Asian	1% Pacific	2% Multicultural

To deepen focus on strategic collection development, specific sections of the collection were analyzed in detail to determine whether the media center collection reflects and represents various points of view and experiences. The goal is to provide a balanced collection that can be both a mirror, to reflect a reader's experience, and a window, so readers can experience different viewpoints.

Results

Based on the available school data of Ocoee HS in comparison to Collection Analysis results, it was found that:

Student Representation	% of Students	Total # of Titles	Total % of Titles	Avg. Age of Titles
Hispanic	28%	432	2.3%	2009
Black	53%	1561	8.3%	2000
Native	1%	182	1%	2006
Asian	4%	125	0.6%	2011

Strategic Focus

This page lists the priorities for selection and weeding for each school year and includes the action, updates, and outcomes. This is subject to change due to funding and time constraints.

School Year	Strategic Focus
2023-2024	Selection Priorities <ul style="list-style-type: none">• Biography• Social sciences• Popular fiction• Nonfiction-sports• Nonfiction-animal care
	Weeding Priorities <ul style="list-style-type: none">• Professional collection• Nonfiction-sports• Nonfiction-animal care• Books in need or repair
2024-2025	Selection Priorities <ul style="list-style-type: none">• FTR books for Book Club• Medicine & Health• Agriculture• Non-fiction literature• Professional Collection
	Weeding Priorities <ul style="list-style-type: none">• Multiple copies of past copies of FTR books• Damaged books• Non-fiction literature• Technology• Medicine & Health• Agriculture

Budget and Purchasing Plan

This page outlines the current budget available and specifically lists the priorities for this school year (2023-2024).

Annual Budget 2023-2024

State Funds	
Source	Amount
State (1001111000)	58,380.43
Internal Accounts	
Source	Amount
Media Center (7346)	\$1,376.77
Library Books (7351)	49,189.23
ID Badge (7221)	\$1,182.00
Lost Textbooks (6507)	
TOTAL	\$110,128.43

Purchasing Plan 2023-2024





Approximate Purchasing Plan	
Purpose	Amount
Biographies	4,500.00
Non-Fiction Animal Care	3,000
Popular Fiction	9,000
Social Sciences	2,000
Non-Fiction Sports	2,000
TOTAL	20, 500.00

Year-to-Year Collection Change

The information below represents the year-to-year change within the library media center collection from the 2022-23 to 2023-24 school year. The 2022-23 data is based on a collection analysis from June 2022, while the 2023-24 is based on a collection analysis from July 2023.

Data Reflection

- While our total collection decreased, weeding took place that accounts for the decrease.
- The average collection age increased from 2002 to 2003.

2022-23 Purchased and Weeded Materials			
Materials Added to the Collection		Materials Weeded from the Collection	
998		1887	
Category	2022-23	2023-24	
 Items in the Collection	19678	18745	
 Items per Student	8	7	
 Average Age of Collection	2002	2003	
 Representative Titles in the Collection	42%	43%	